

Ukulele Chords

Key:

① Finger number & placement on string

	Major	Minor		Major	Minor
A	A 	Am 	A# Bb	A# / Bb 	A#m / Bbm
B	B 	Bm 	C	C 	Cm
C# Db	C# / Db 	C#m / Dbm 	D	D 	Dm
D# Eb	D# / Eb 	D#m / Ebm 	E	E 	Em
F	F 	Fm 	F# Gb	F# / Gb 	F#m / Gbm
G	G 	Gm 	G# Ab	G# / Ab 	G#m / Abm

Ukulele Chords

How to read ukulele chord diagrams:

The name of the chord.

A small 'm' indicates a minor chord, e.g. 'Am'

C

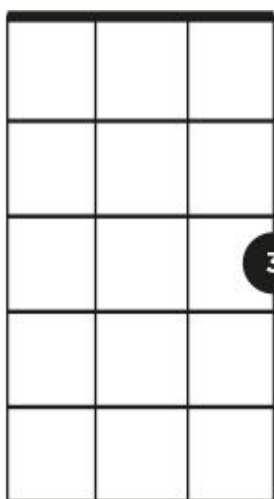
The 'nut'; indicates the top of the fretboard

fret 1 →

fret 2 →

fret 3 →

fret 4 →



The circled numbers tell you which finger of your left hand to use and which fret/string to place that finger on.



The string closest to your chin

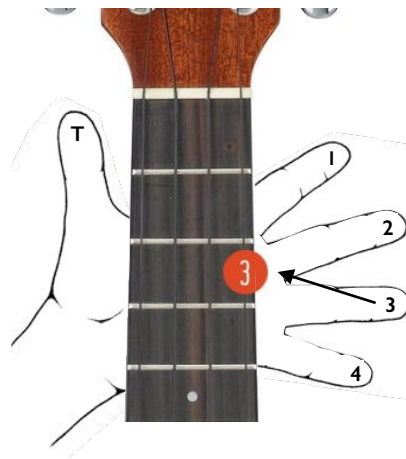
G string

C string

E string

A string

The string closest to your feet



More chord examples...

C

A

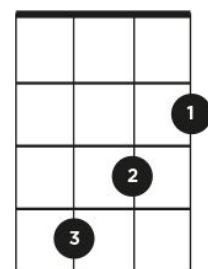
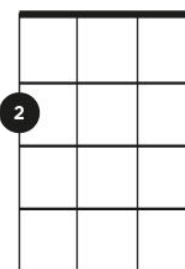
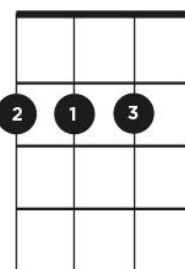
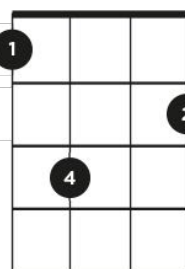
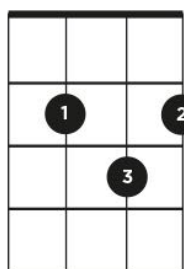
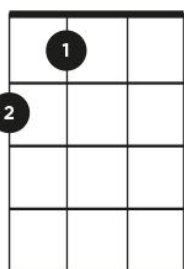
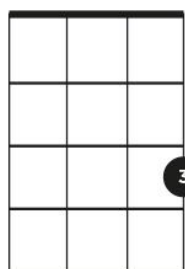
G

E

D

Am

Em



How to hold the ukulele:

