

Student Songwriting Ideas Worksheet: Scrambled Chords

When you scramble an egg, you don't worry too much about what part goes where. You just stir it up! Lots of rock, blues, metal punk and country songs have just three or four chords. If you pick the right chords it doesn't matter what order you put them in. They will sound good!

Take a look at the eggs below. Each one has a set of chords that go really well together. Pick one egg and crack it open. Put the chords in any order you like, you don't have to use all the chords, you can repeat them and you can play them with any rhythm. **Fill in the blanks below when you have chosen your chord progression from one of the eggs.**





Chord: ? _____

? _____

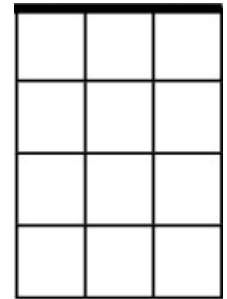
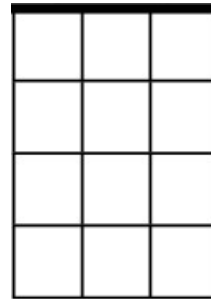
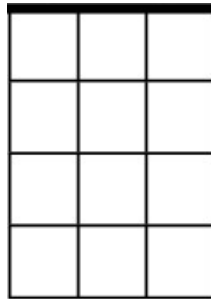
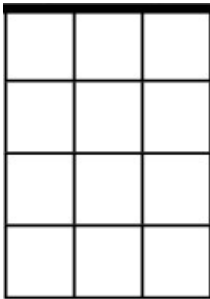
? _____

? _____

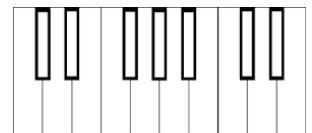
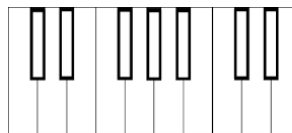
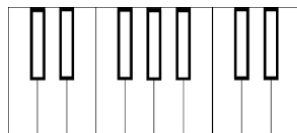
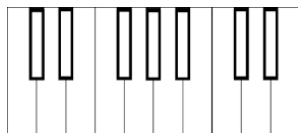
Guitar



Ukulele



Piano



Pattern

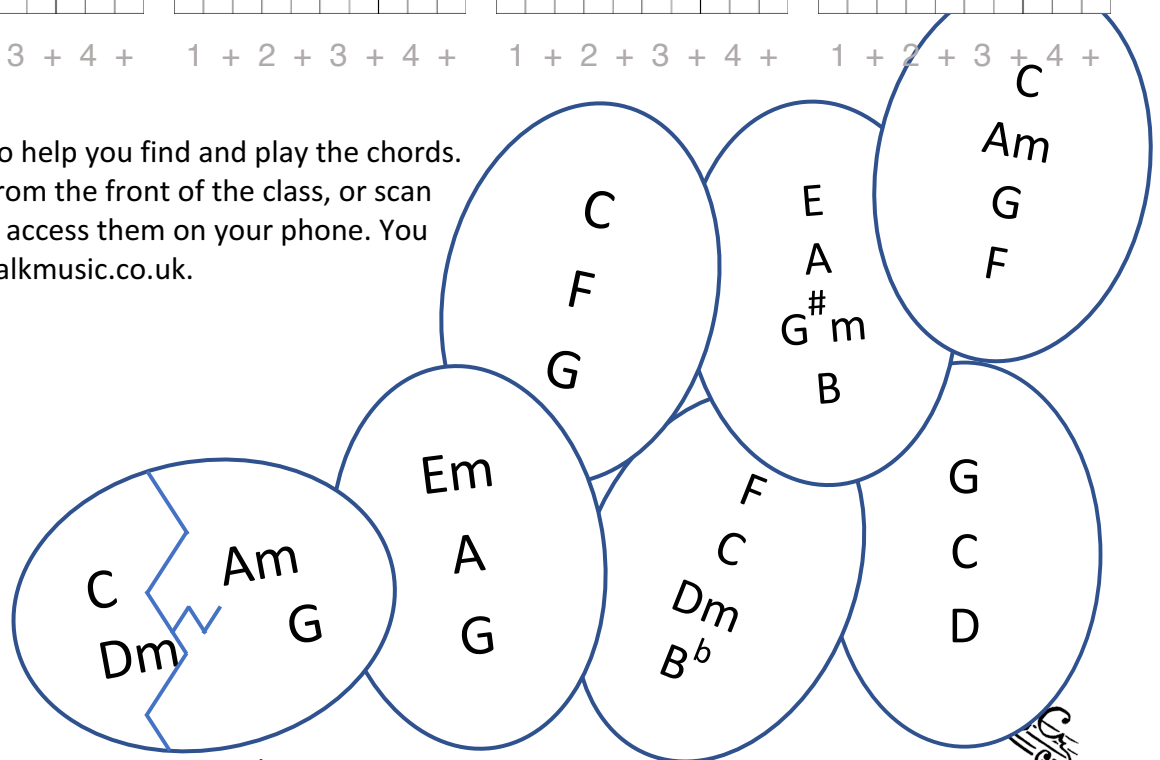
1 + 2 + 3 + 4 +

1 + 2 + 3 + 4 +

1 + 2 + 3 + 4 +

1 + 2 + 3 + 4 +





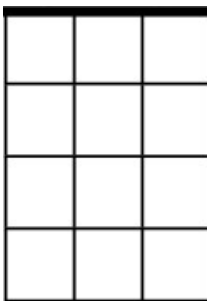
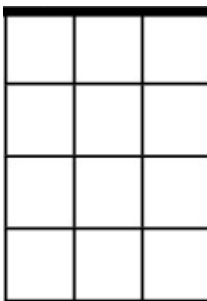
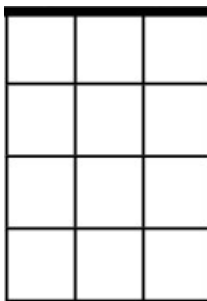
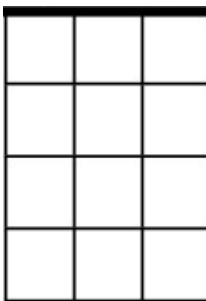
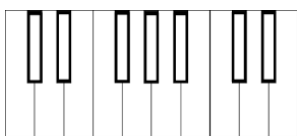
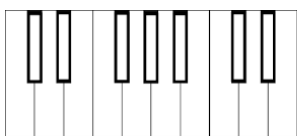
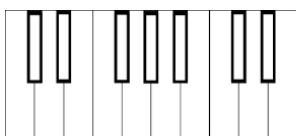
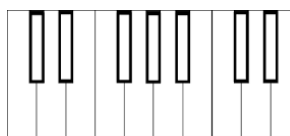
Use the chord sheets to help you find and play the chords. Get the chord sheets from the front of the class, or scan the QR chord below to access them on your phone. You can also visit monkswalkmusic.co.uk.



Student Songwriting Ideas Worksheet: Scrambled Chords

When you scramble an egg, you don't worry too much about what part goes where. You just stir it up! Lots of rock, blues, metal punk and country songs have just three or four chords. If you pick the right chords it doesn't matter what order you put them in. They will sound good!

Take a look at the eggs below. Each one has a set of chords that go really well together. Pick one egg and crack it open. Put the chords in any order you like, you don't have to use all the chords, you can repeat them and you can play them with any rhythm. **Fill in the blanks below when you have chosen your chord progression from one of the eggs.**

Chord:	? _____	? _____	? _____	? _____
Guitar				
Ukulele				
Piano				
Pattern	1 + 2 + 3 + 4 +	1 + 2 + 3 + 4 +	1 + 2 + 3 + 4 +	1 + 2 + 3 + 4 +

Use the chord sheets to help you find and play the chords. Get the chord sheets from the front of the class, or scan the QR chord below to access them on your phone. You can also visit monkswalkmusic.co.uk.

