

Student Songwriting Ideas Worksheet: Lyrics - Make it Rhyme!**Starter:**

Our Class Song Theme/Topic is \_\_\_\_\_

The words of a song are called 'lyrics'. Here are some ideas to help you start writing your own song lyrics.

**Task 1: Rhyming Pairs**

Pick four pairs of rhyming words and list them here (e.g. day - play, fear - dear, cat - hat, meet - greet etc.)

1. \_\_\_\_\_
2. \_\_\_\_\_
3. \_\_\_\_\_
4. \_\_\_\_\_

**Task 2: Lyrics**

Now put each word at the end of a short sentence. Write the sentences below.

*EXAMPLE: "I feel glad at the end of the DAY" and "I know a place where we can PLAY".***VERSE:**

1. \_\_\_\_\_
2. \_\_\_\_\_
3. \_\_\_\_\_
4. \_\_\_\_\_

**Task 2 Extension: Choose more rhyming pairs and write a CHORUS:**

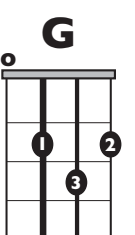
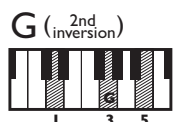
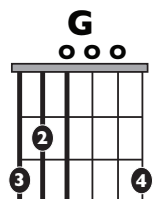
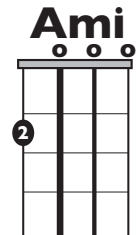

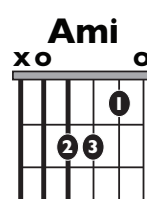
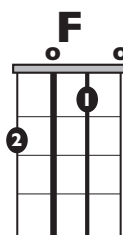
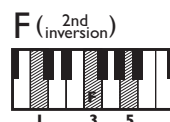
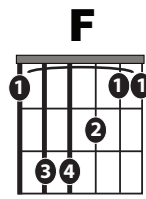
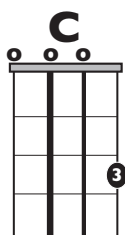
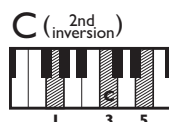
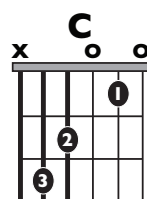
1. \_\_\_\_\_
2. \_\_\_\_\_
3. \_\_\_\_\_
4. \_\_\_\_\_

**Task 3 Extension: Put your lyrics to chords**

Now play a chord progression you already know (such as the one we learnt in our mash-ups). Try to sing your rhyming sentences.

**Question:** Does it sound like a song? How? Why?

Scan the QR code to find the backing tracks, or visit [monkswalkmusic.co.uk](http://monkswalkmusic.co.uk)

*Mash-Up Chord Progression:*

Student Songwriting Ideas Worksheet: Lyrics - Make it Rhyme!**Starter:**

Our Class Song Theme/Topic is \_\_\_\_\_

The words of a song are called 'lyrics'. Here are some ideas to help you start writing your own song lyrics.

**Task 1: Rhyming Pairs**

Pick four pairs of rhyming words and list them here (e.g. day - play, fear - dear, cat - hat, meet - greet etc.)

1. \_\_\_\_\_
2. \_\_\_\_\_
3. \_\_\_\_\_
4. \_\_\_\_\_

**Task 2: Lyrics**

Now put each word at the end of a short sentence. Write the sentences below.

*EXAMPLE: "I feel glad at the end of the DAY" and "I know a place where we can PLAY".***VERSE:**

1. \_\_\_\_\_
2. \_\_\_\_\_
3. \_\_\_\_\_
4. \_\_\_\_\_

**Task 2 Extension: Choose more rhyming pairs and write a CHORUS:**

1. \_\_\_\_\_
2. \_\_\_\_\_
3. \_\_\_\_\_
4. \_\_\_\_\_

**Task 3 Extension: Put your lyrics to chords**

Now play a chord progression you already know (such as the one we learnt in our mash-ups). Try to sing your rhyming sentences.

**Question:** Does it sound like a song? How? Why?

Scan the QR code to find the backing tracks, or visit [monkswalkmusic.co.uk](http://monkswalkmusic.co.uk)

*Mash-Up Chord Progression:*